

FUSES

TRF(250V) Series


Features

- ◆ Radial Leaded Devices
- ◆ Cured, flame retardant epoxy polymer insulating material meets UL 94V-0 requirements
- ◆ Bulk Package, or tape and reel available on most models
- ◆ UL(Pending), C-UL(Pending), TUV(R50322002)
- ◆ RoHS, Reach, HF compliance

Applications

Almost anywhere there is a low voltage power supply, up to DC60V and a load to be protected, including:

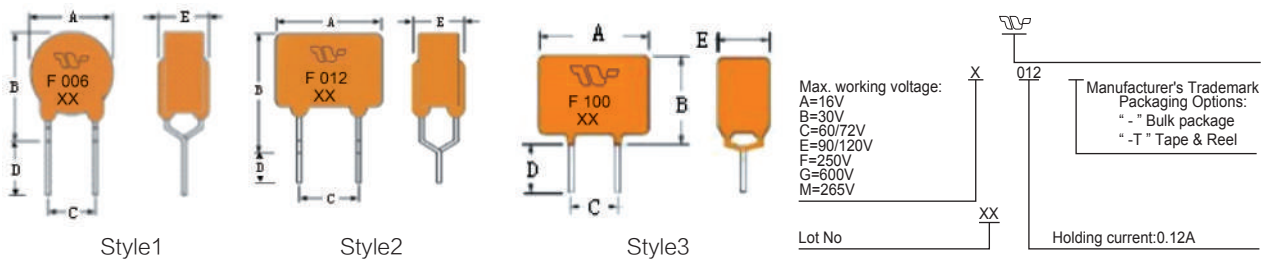
- ◆ Security and fire alarm systems
- ◆ Analog and digital line cards
- ◆ Modems and DSL



电气特性 :

P/N	保持电流	跳脱电流	最大电压	最大电流	最大冲击电压	最大动作时间		消耗功率	电阻范围 (Ω)		
	I_H (A)	I_T (A)	V_{max} (V)	I_{max} (A)	V_{max} (V)	(A)	(Sec.)	$P_{d\ typ}$ (W)	R_{min}	R_{max}	$R1_{max}$
TRF002	0.020	0.045	60	3.0	250	0.10	3.0	1.0	65	145	240
TRF004	0.040	0.080	60	3.0	250	0.20	3.0	1.0	24	65.0	97.5
TRF006	0.060	0.120	60	3.0	250	0.30	3.0	1.0	22.0	36.0	56.0
TRF008	0.080	0.160	60	3.0	250	0.35	4.0	1.0	14.0	22.0	33.0
TRF009	0.090	0.220	60	3.0	250	1.00	1.0	1.0	9.7	20.6	33.0
TRF011	0.110	0.220	60	3.0	250	1.00	1.0	1.0	6.0	12.0	18.0
TRF012	0.120	0.240	60	3.0	250	1.00	3.0	1.0	6.0	10.0	16.0
TRF012U	0.120	0.240	60	3.0	250	1.00	1.5	1.0	6.0	10.0	16.0
TRF014	0.145	0.29	60	3.0	250	1.00	2.5	1.0	3.0	6.0	14.0
TRF014U	0.145	0.29	60	3.0	250	1.0	2.5	1.0	3.5	6.5	12.0
TRF018	0.180	0.54	60	3.0	250	3.0	1.5	1.8	1.0	2.2	4.0
TRF018U	0.180	0.54	60	3.0	250	3.0	1.5	1.8	1.0	2.2	4.0
TRF020	0.200	0.6	60	3.0	250	3.0	5.0	1.8	1.7	3.5	6.30
TRF030	0.300	0.60	60	3.0	250	3.0	6.0	1.8	1.0	2.2	3.50
TRF040	0.400	0.800	60	5.5	250	3.0	8	1.8	0.80	1.60	3.20
TRF050	0.500	1.00	60	6.0	250	3.0	10	3.0	0.56	1.40	2.52
TRF060	0.600	1.20	60	7.0	250	3.0	12	3.2	0.40	1.10	2.16
TRF080	0.800	1.60	60	8.0	250	4.0	18	3.6	0.32	0.80	1.44
TRF100	1.000	2.00	60	10.0	250	5.0	21	2.9	0.22	0.50	1.45
TRF150	1.500	3.00	60	15.0	250	7.50	25.0	3.5	0.12	0.28	0.68
TRF200	2.000	4.00	60	20.0	250	10.0	28	4.5	0.09	0.192	0.42

产品尺寸 (Unit: mm) :



PPTC RESETTALBE

FUSES

Revision: A
Date: 2018-04-24 Page
No.: 1 OF 2

TRE(90/120V) Series

P/N	A	B	C	D	E	物理特性		
	Max.(最大)	Max.(最大)	Typ.(标准)	Min.(最小)	Max.(最大)	Style(样式)	LeadΦ(mm)	Material(材料)
TRF002	7.4	12.7	5.1	7.6	4.5	1	0.50	CP
TRF004	5.8	9.9	5.1	7.6	4.5	1	0.50	CP
TRF006	5.8	9.9	5.1	7.6	4.5	1	0.60	CP
TRF008	7.4	12.7	5.1	7.6	4.5	1	0.60	CP
TRF009	7.4	12.7	5.1	7.6	4.5	1	0.60	CP
TRF011	6.5	11.0	5.1	5.0	4.5	2	0.60	CP
TRF012	6.8	12.0	5.1	7.6	4.5	2	0.60	CP
TRF012U	6.8	12.0	5.1	7.6	4.5	2	0.60	CP
TRF014	6.5	11.0	5.1	5.0	4.5	2	0.60	CP
TRF014U	6.0	10.0	5.1	4.7	4.5	2	0.60	CP
TRF018	10.2	14.5	5.1	7.6	4.5	1	0.60	CP
TRF018U	10.2	14.5	5.1	7.6	4.5	1	0.60	CP
TRF020	10.5	17.0	5.1	7.6	4.5	1	0.60	CU
TRF030	11.0	16.8	5.1	7.6	4.5	1	0.60	CU
TRF040	11.7	17.0	5.1	7.6	3.8	1	0.60	CU
TRF050	13.0	18.0	5.1	7.6	3.8	2	0.60	CU
TRF060	14.0	19.5	5.1	7.6	3.8	2	0.60	CU
TRF080	16.3	21.3	5.1	7.6	3.8	3	0.80	CU
TRF100	17.8	22.9	5.1	7.6	3.8	3	0.80	CU
TRF150	20.8	29.8	10.2	7.6	3.8	3	0.80	CU
TRF200	28.4	33.5	10.2	7.6	3.8	3	0.80	CU

环境温度与工作电流关系特性曲线：

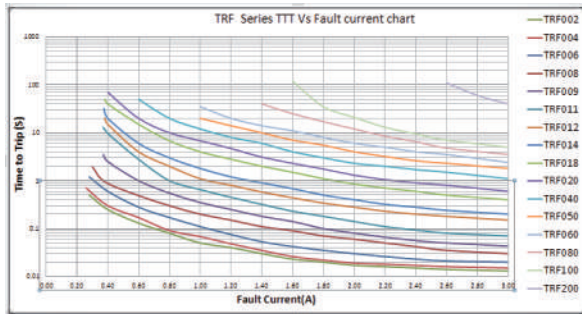
P/N	工作环境温度								
	-40℃	-20℃	0℃	25℃	40℃	50℃	60℃	70℃	85℃
TRF002	0.031	0.028	0.023	0.020	0.017	0.015	0.013	0.011	0.008
TRF004	0.062	0.055	0.048	0.040	0.033	0.029	0.026	0.022	0.017
TRF006	0.093	0.075	0.071	0.060	0.050	0.044	0.038	0.033	0.025
TRF008	0.124	0.110	0.095	0.080	0.066	0.059	0.051	0.044	0.033
TRF009	0.140	0.124	0.110	0.090	0.075	0.068	0.058	0.050	0.038
TRF011	0.171	0.151	0.131	0.110	0.091	0.081	0.071	0.061	0.046
TRF012(U)	0.186	0.165	0.143	0.120	0.099	0.088	0.077	0.066	0.050
TRF014(U)	0.225	0.199	0.172	0.145	0.119	0.106	0.093	0.080	0.060
TRF018(U)	0.269	0.240	0.211	0.180	0.153	0.138	0.123	0.109	0.087
TRF020	0.310	0.275	0.237	0.200	0.165	0.147	0.128	0.110	0.082
TRF030	0.465	0.413	0.356	0.300	0.248	0.221	0.192	0.165	0.123
TRF040	0.620	0.550	0.475	0.400	0.330	0.295	0.255	0.220	0.165
TRF050	0.775	0.688	0.594	0.500	0.412	0.366	0.319	0.275	0.206
TRF060	0.930	0.825	0.710	0.600	0.495	0.443	0.393	0.330	0.246
TRF080	1.240	1.100	0.950	0.800	0.660	0.590	0.510	0.440	0.330
TRF100	1.550	1.38	1.19	1.00	0.83	0.74	0.64	0.55	0.41
TRF150	2.400	2.00	1.80	1.50	1.20	1.10	0.90	0.80	0.60
TRF200	3.100	2.75	2.38	2.00	1.65	1.48	1.28	1.10	0.83

PPTC RESETTALBE FUSES

Revision: A
Date: 2018-04-24 Page
No.: 1 OF 3

TRE(90/120V) Series

动作电流时间曲线表 :



The Time to Trip curves represent typical performance of a device in a simulated application environment. Actual performance in specific customer applications may differ from these values due to the influence of other variables.

标准包装数量 :

Model	Q' t y/bag
TRF002-TRF040	1000pcs
TRF050-TRF100	500pcs
TRF200	200pcs

Tape and Reel Specifications

Devices taped using EIA468 - B/IEC286-2 standards.

6、Agency Recognition:



Caution: Operation beyond the rated voltage or current may result in rupture electrical arcing or flame. Specifications are subject to change without notice.